




TEKNISK DATABLAD

DSA STÅL-DØRER

SPESIFIKASJON

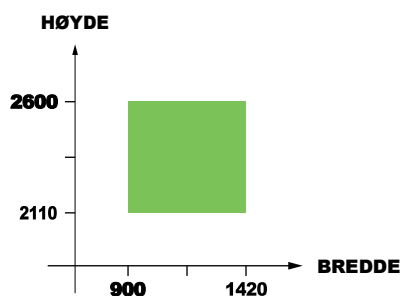
Brann:
E30, EI₂30, EW30
 Røyk:
S_a, S₂₀₀
 Åpne/lukke syklus:
C5 / 200 000

Lyd:
R_w 32 dB
 U-verdi:
1,5 W/(m²•K)



“DSA LIGHT” MÅL MIN - MAKS

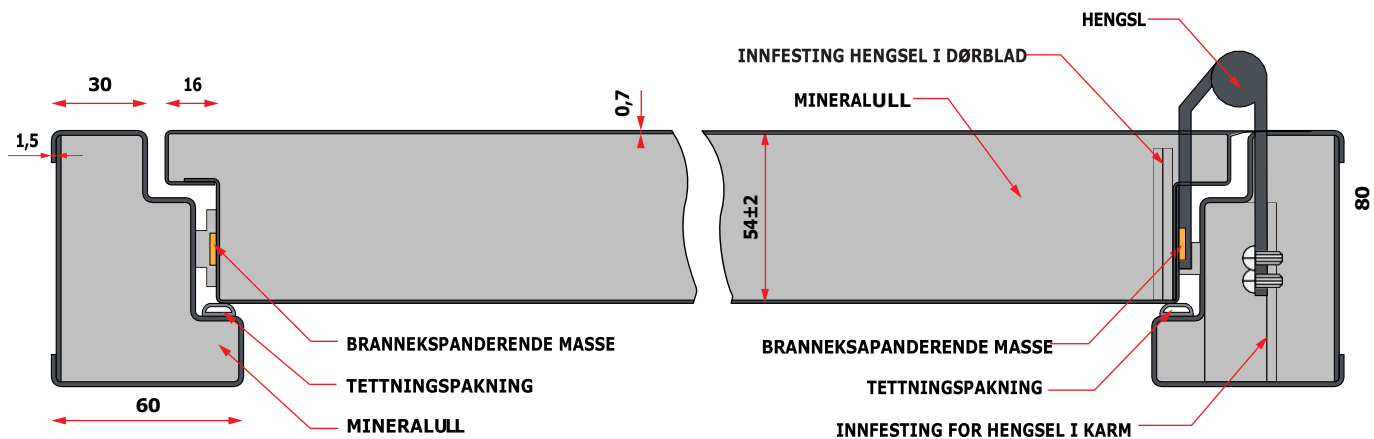
DIMENSJON FRA - TIL
 (i.hht sertifikat)



● Brann og røyk

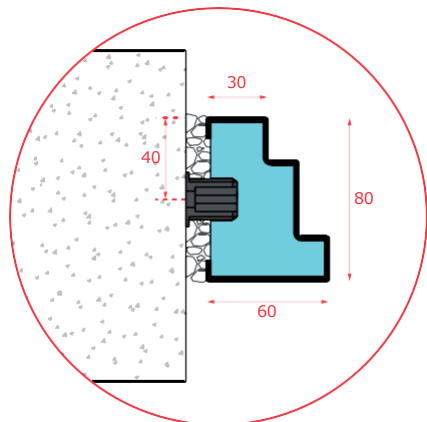
“DSA LIGHT” SNITT

TVERRSNITT MED C-KARM

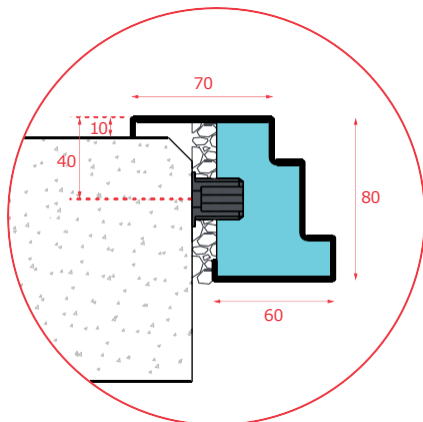


“DSA LIGHT” KARMER

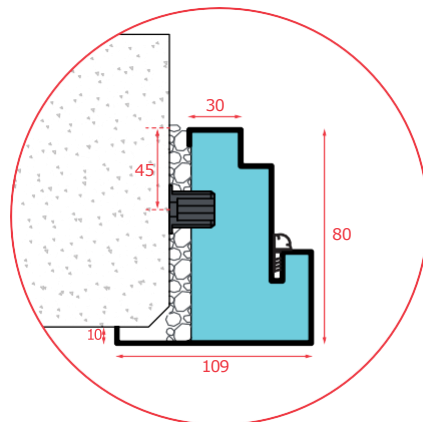
DSA C – UTEN GERIKT



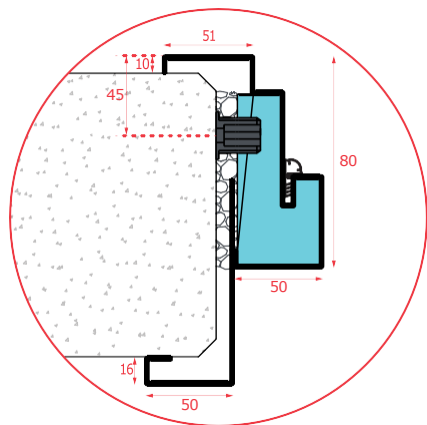
DSA B – GERIKT H



DSA B GERIKT IM



DSA B MED UTFORINGSPROFIL

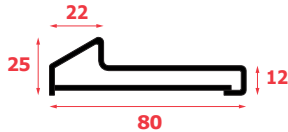


“DSA LIGHT” TERSKEL

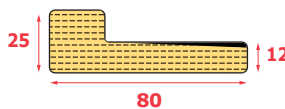
LN 8/20



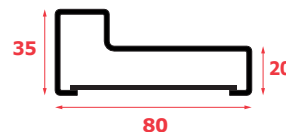
LN 12/25



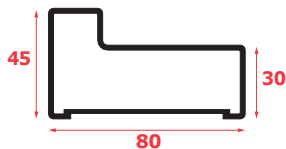
L12/25 *



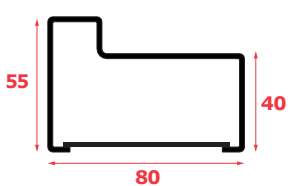
L20/35 *



L30/45 *



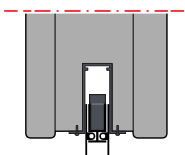
L40/55 *



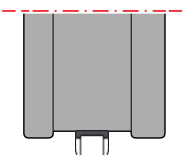
I4 **



Mekanisk terskel **



Slepelist **



* Denne type terskel kan leveres i stål og hardtre.

** Denne type terskel er brannsikket, med røyk-klasse S₃

***SPESIFIKASJON**

Lyd:

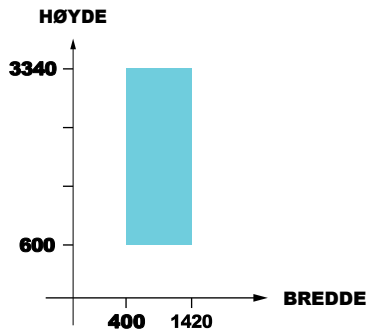
R_w 32 dB

U-verdi:

1,5 W/(m²•K)

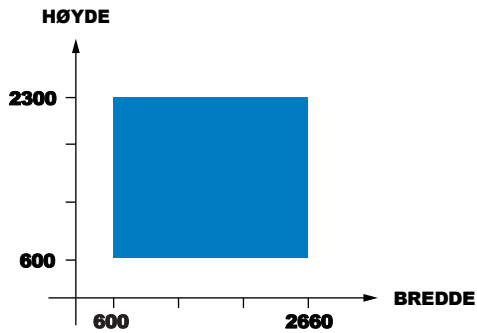
“DSA LIGHT” MÅL MIN - MAKS

DIMENSJON FOR ENFLØYET DØR



● Min - maks produksjonsmål

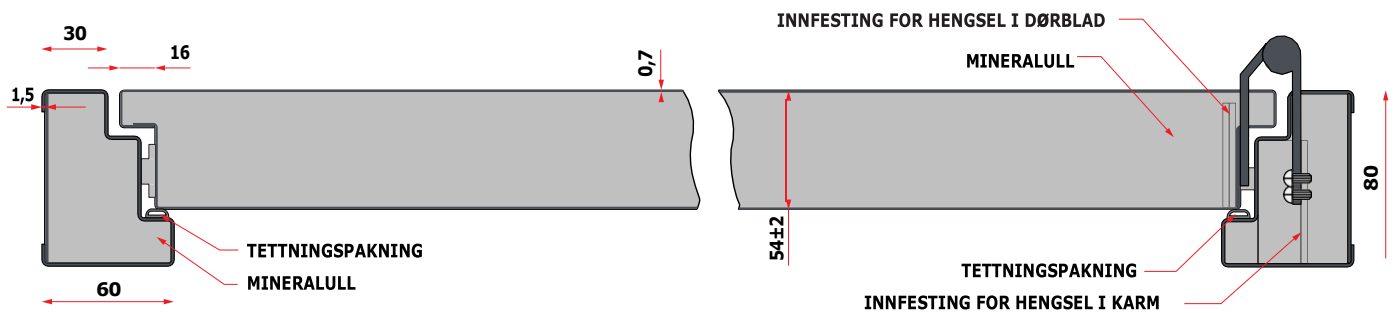
DIMENSJON FOR TOFLØYET DØR



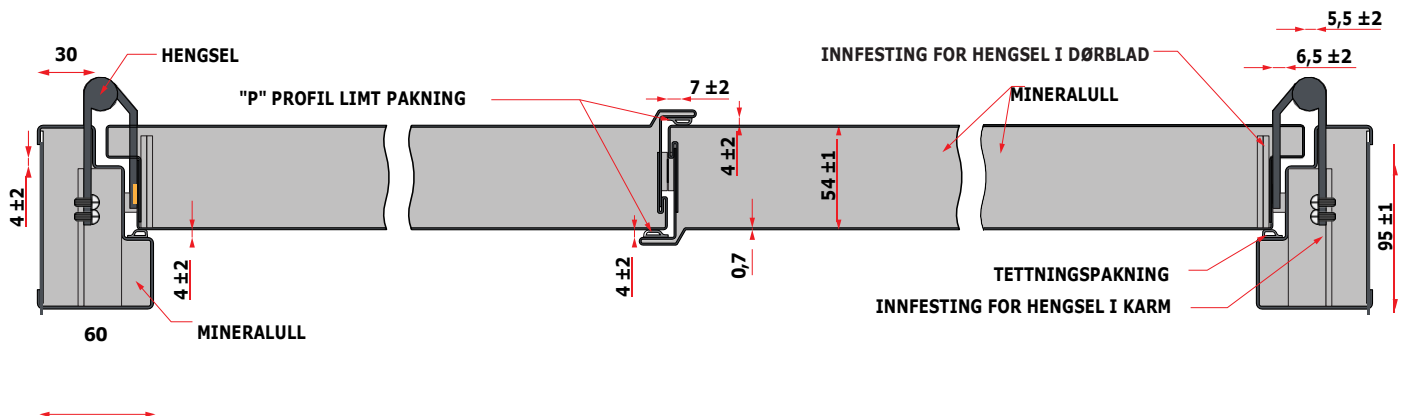
● Min - maks produksjonsmål

“DSA LIGHT” SNITT

ENFLØYET DØR TVERRSNITT MED C-KARM

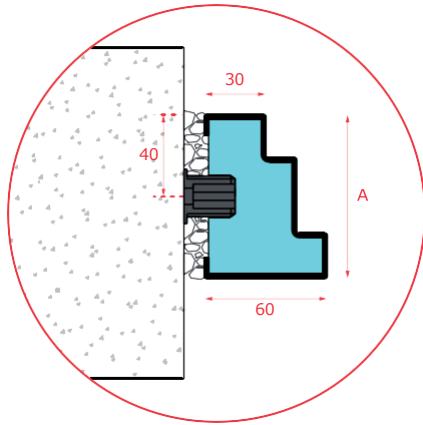


TOFLØYET DØR TVERRSNITT MED C-KARM

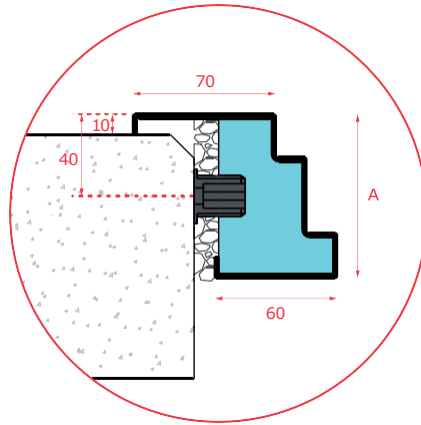


“DSA LIGHT” KARMER

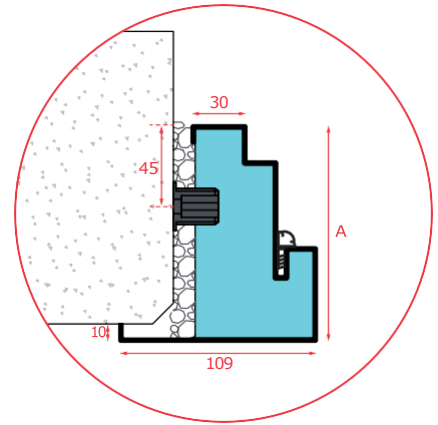
DSA C - UTEN GERIKT



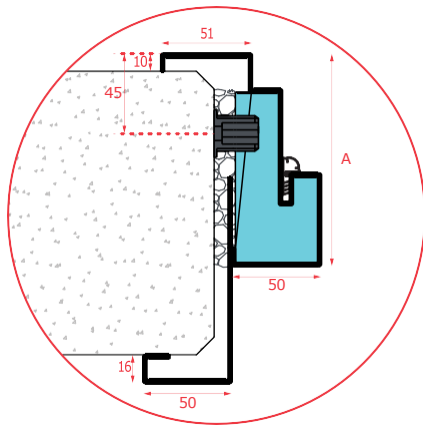
DSA B - GERIKT H



DSA B GERIKT IM



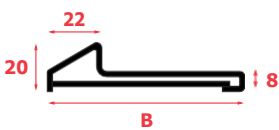
DSA B MED UTFORINGSPROFIL



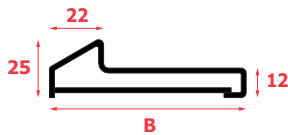
Dimensjon "A" for enfløyet dør – 80 mm; for tofløyet dør – 95 mm

“DSA LIGHT” TERSKEL

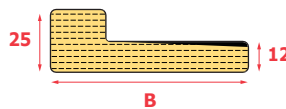
LN 8/20



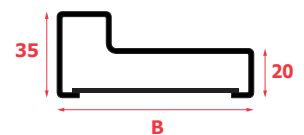
LN 12/25



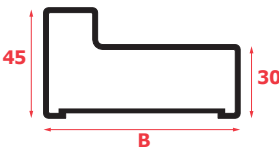
L12/25 *



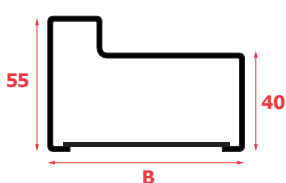
L20/35 *



L30/45 *



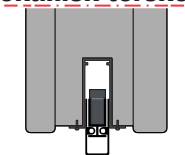
L40/55 *



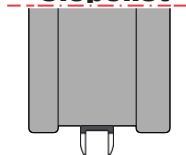
I4



Mekanisk terskel



Slepelist



Dimensjon "B" for enfløyet dør – 80 mm; for tofløyet dør – 95 mm

* Denne type terskel kan leveres i stål og hardtre.

SPESIFIKASJON

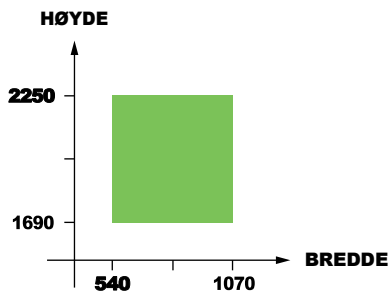
Brann:
E30, EI₂30, EW30
 Røyk:
S_a, S₂₀₀
 Åpne/lukke syklus:
C5

Lyd:
R_w 41 / 44 / 45 dB
 Thermal transmittance:
1,3 / 1,5 W/(m²•K)
 Sikkerhetsklasse:
RC2 (Låsekasse ASSA 310)

RC3 (Låsekasse ASSA 510 og FIX510 / ASSA 310+Mottura 40705)
VANN/LUFT/VIND:
 Vanntetthet: **cl. 5A**
 Luft permeabilitet: **cl. 3**
 Vindmotstand: **cl. C4**

“DSA3” MÅL MIN - MAKS

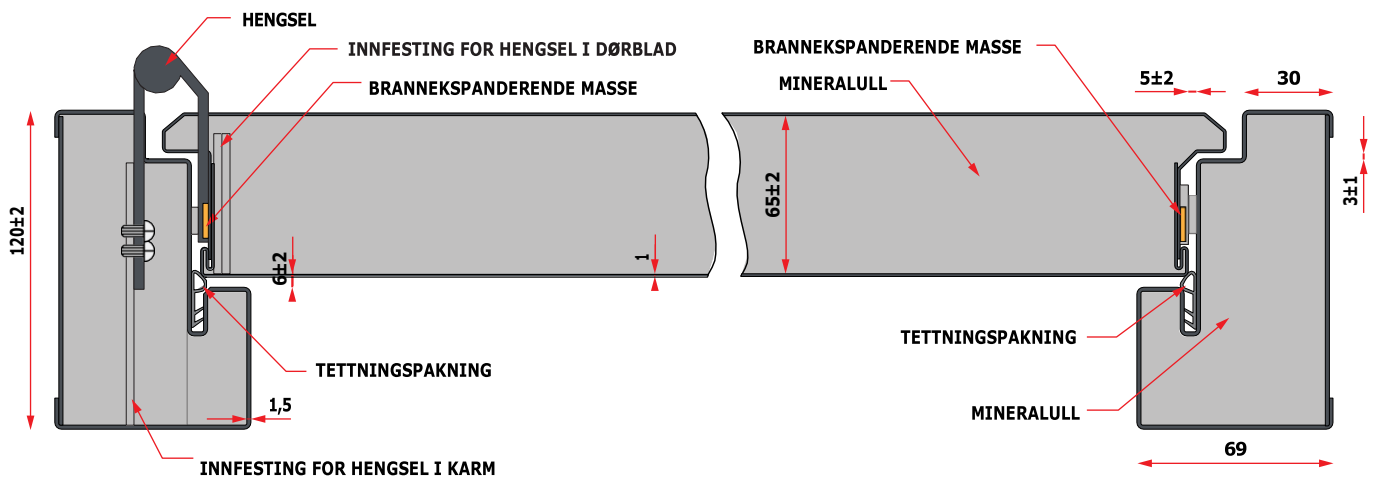
DIMENSJON FRA - TIL
 (I.hht sertifikat)



● Brann og røyk

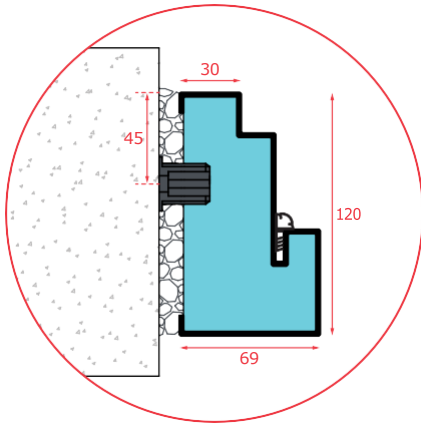
“DSA3” SNITT

TVERRSNITT MED C KARM

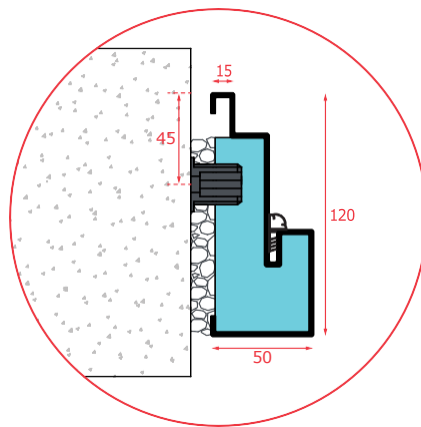


“DSA3” KARMER

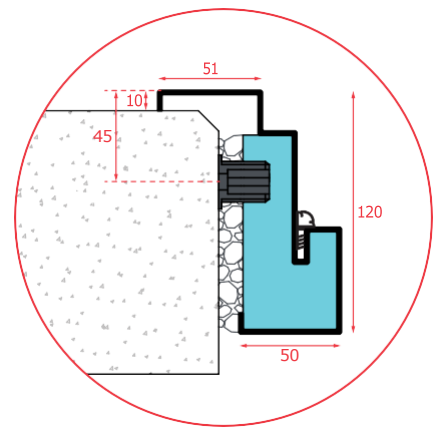
DSA C – UTEN GERIKT



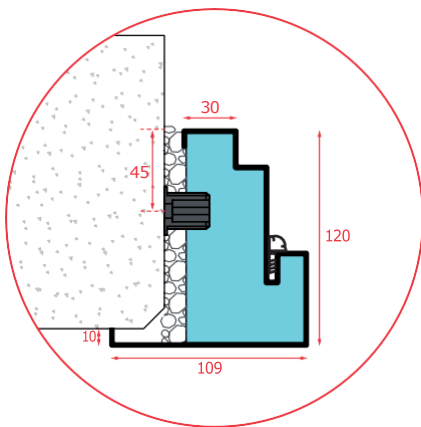
DSA C15 – UTEN GERIKT



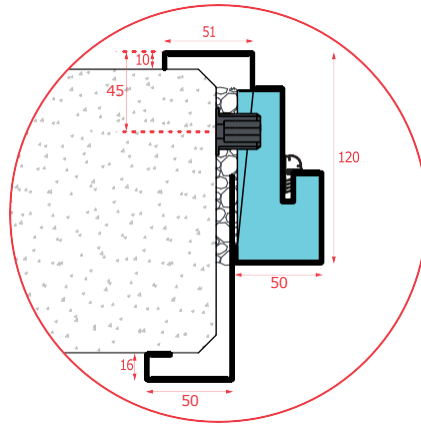
DSA B – GERIKT H



DSA B - GERIKT IM

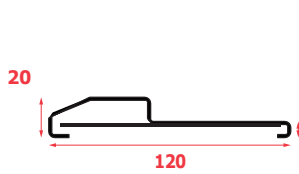


DSA B - MED UTFORINGSPROFIL

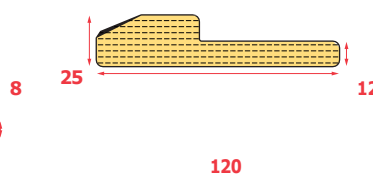


“DSA3” TERSKEL

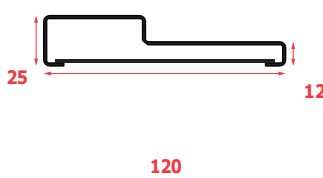
LN 8/20



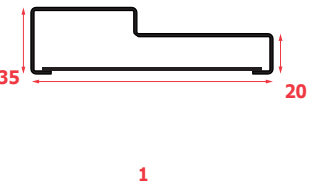
LN 12/25 *



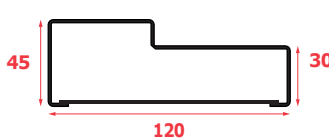
L12/25 *



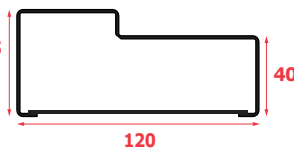
L20/35 *



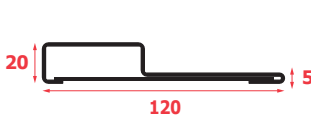
L30/45 *



L40/55 *



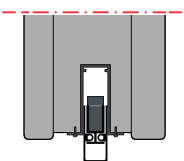
L5/20



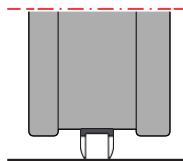
I4 **



Mekanisk terskel**



Slepelist**



* Denne type terskel kan leveres i stål og hardtre.

** Denne type terskel er brannsikker, med røyk-klasse S₃

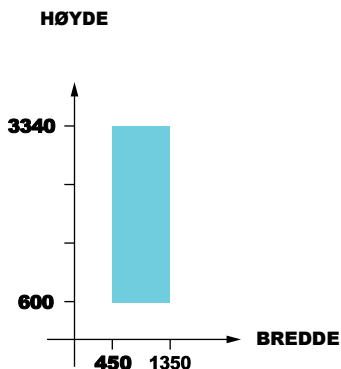
* SPESIFIKASJON

Lyd:
R_w 41 / 44 / 45 dB
 U-verdi:
1,3 / 1,5 W/(m²•K)
 Sikkerhetsklasse:
RC2 (Låsekasse ASSA 310)

RC3 (Låsekasse ASSA 510 og FIX510 /
 ASSA 310+Mottura 40705)
 VANN/LUFT/VIND:
 Vanntetthet: **class 5A**
 Luft permeabilitet: **class 3**
 Vindmotstand: **class C4**

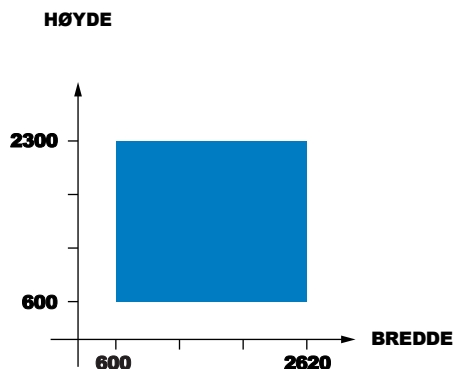
"DSA3" MÅL MIN - MAKS

DIMENSJON FOR ENFLØYET DØR



● Min - maks produksjonsmål

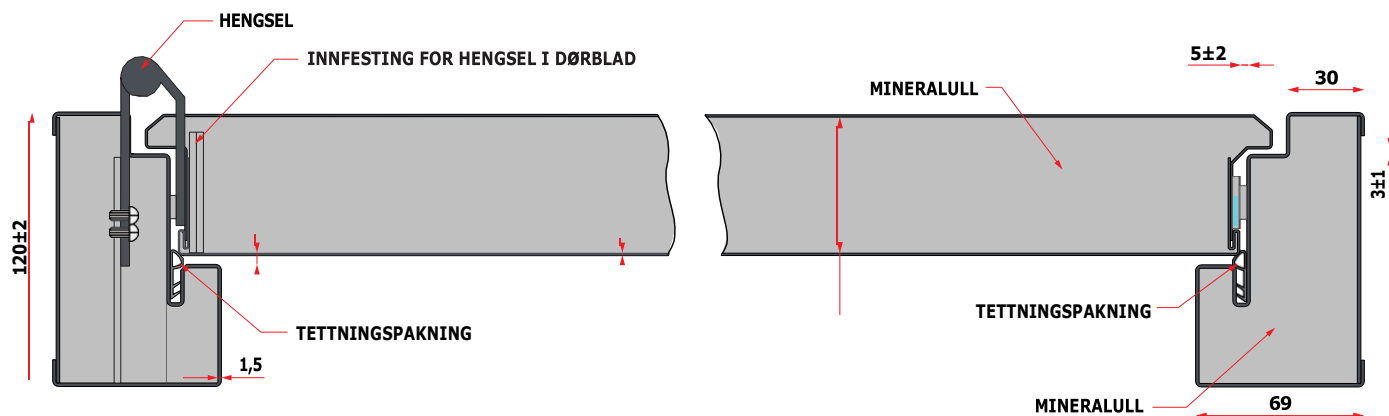
DIMENSJON FOR TOFLØYET DØR



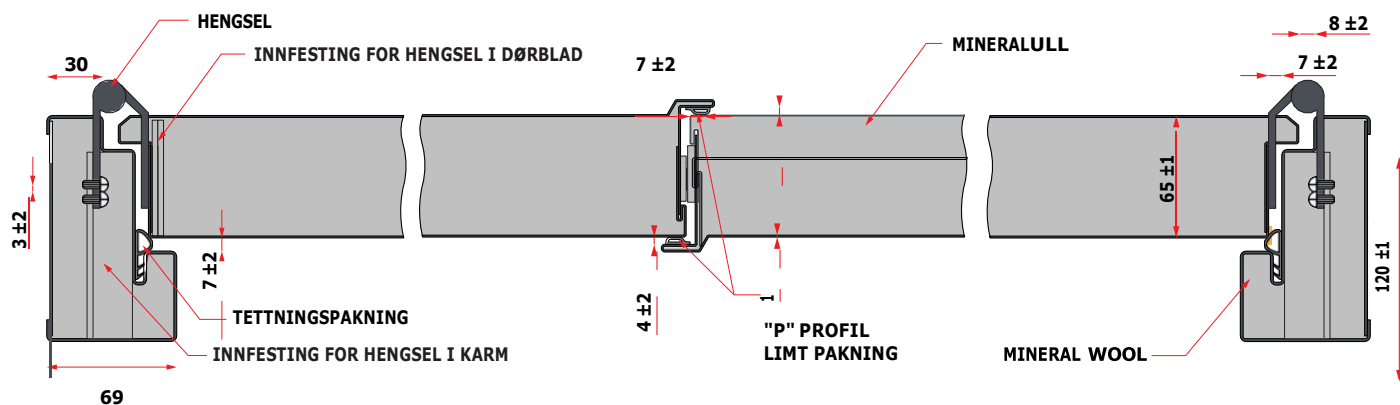
● Min - maks produksjonsmål

"DSA3" SNITT

ENFLØYET DØR TVERRSNITT MED C-KARM

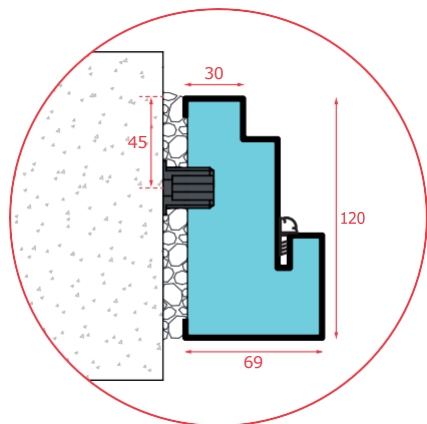


TOFLØYET DØR TVERRSNITT MED C-KARM

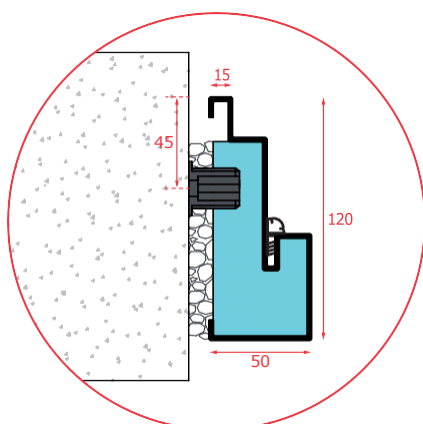


“DSA3” KARMER

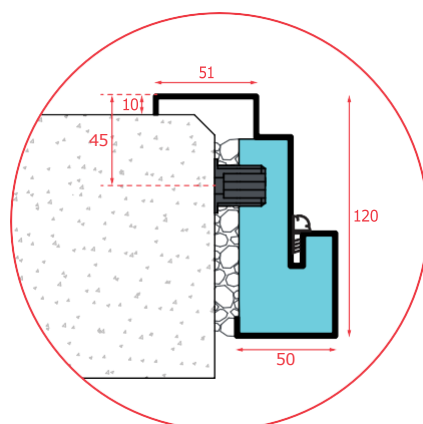
DSA C – UTEN GERIKT



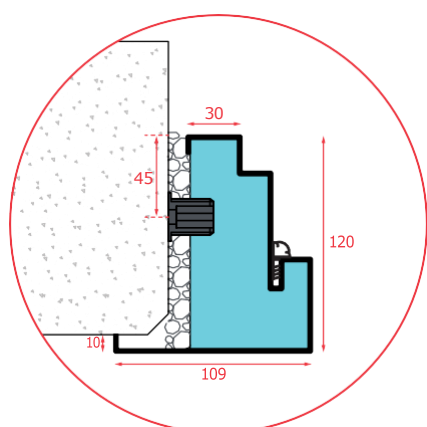
DSA C15 – UTEN GERIKT



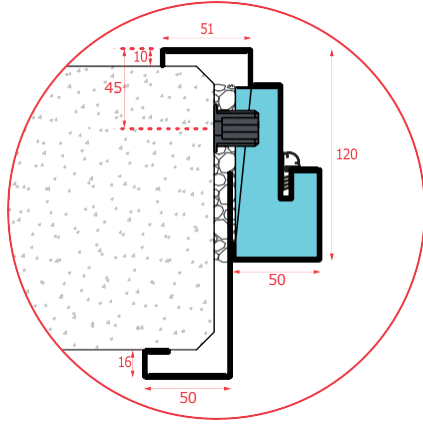
DSA B – GERIKT H



DSA B - GERIKT IM

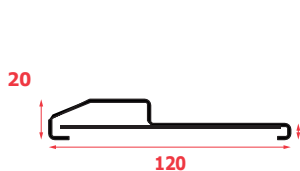


DSA B - UTFORINGSPROFIL

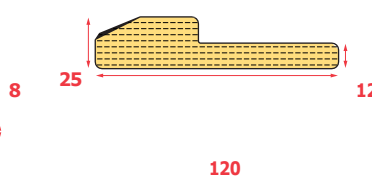


“DSA3” TERSKEL

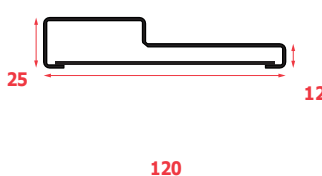
LN 8/20



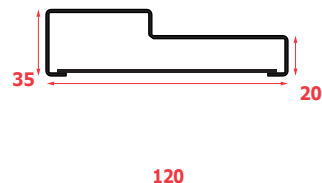
LN 12/25 *



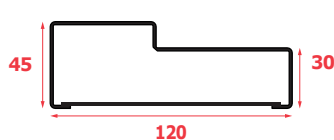
L12/25 *



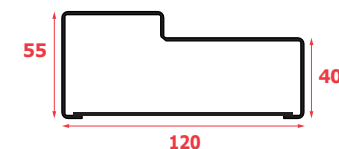
L20/35 *



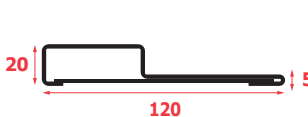
L30/45 *



L40/55 *



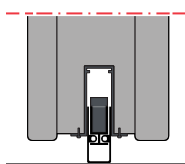
L5/20



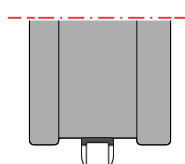
I4



Mekanisk terskel



Slepelist



* Denne type terskel kan leveres i stål og hardtre.

SPESIFIKASJON

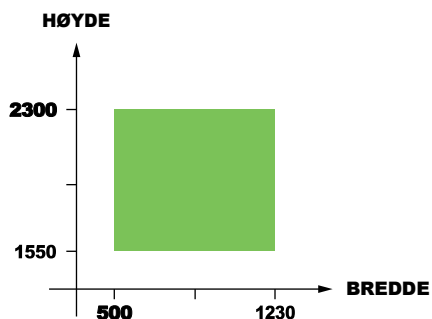
Brann:
E60, EI₂60, EW60
 Røyk:
S_a, S₂₀₀
 Åpne/lukke syklus:
C5

Lyd:
R_w 41 dB
 U-verdi:
1,6 W/(m²•K)
 Sikkerhetsklasse:
RC3 (Låsekasse ASSA 510 og FIX510)

“DSA6” MÅL MIN - MAKS

“DSA6” DIMENSJON FRA - TIL

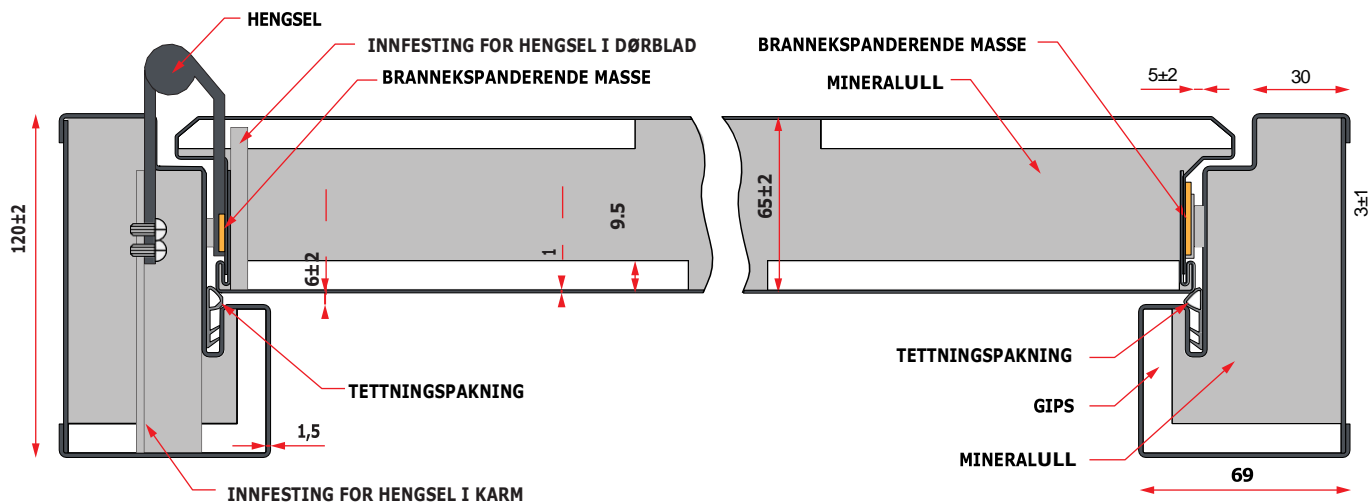
(I.hht sertifikat)



Brann og røyk

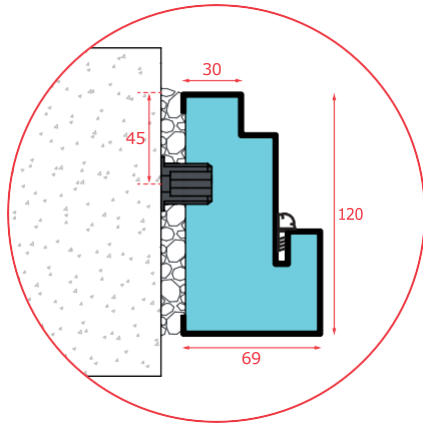
“DSA6” SNITT

“DSA6” TVERRSNITT MED C KARM

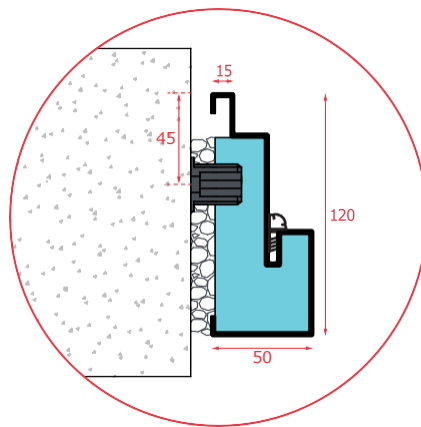


“DSA6” KARMER

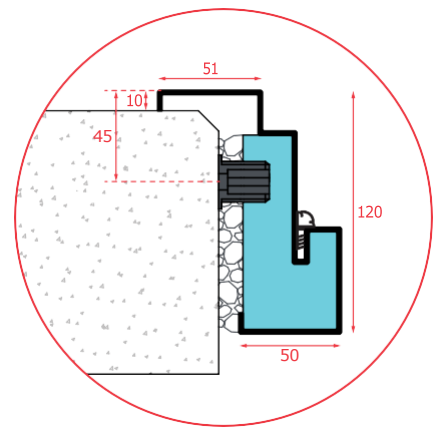
DSA C – UTEN GERIKT



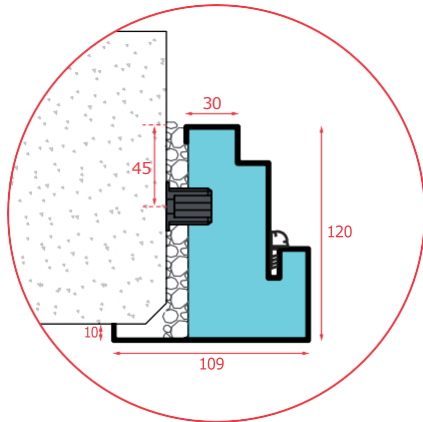
DSA C15 – UTEN GERIKT



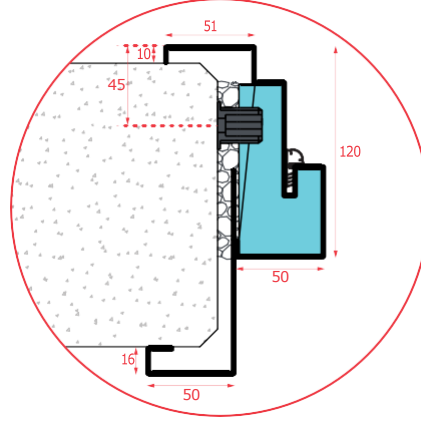
DSA B – GERIKT H



DSA B – GERIKT IM

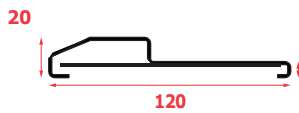


DSA B - UTFORINGSPROFIL

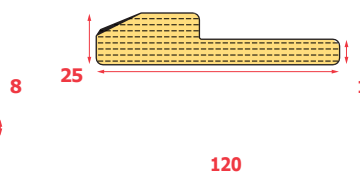


“DSA6” TERSKEL

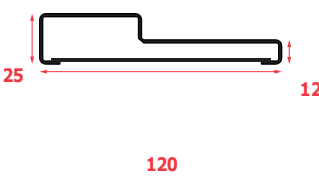
LN 8/20



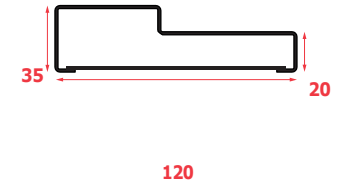
LN 12/25 *



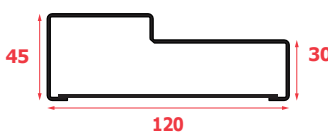
L12/25 *



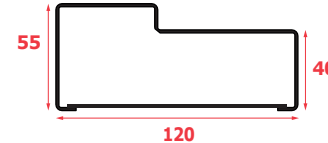
L20/35 *



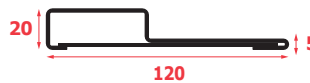
L30/45 *



L40/55 *



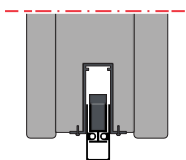
L5/20



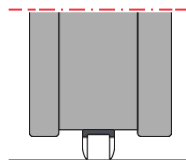
I4 **



Mekanisk terskel**



Slepelist**



* Denne type terskel kan leveres i stål og hardtre.

** Denne type terskel er brannsikket, med røyk-klasse S₃

SPESIFIKASJON

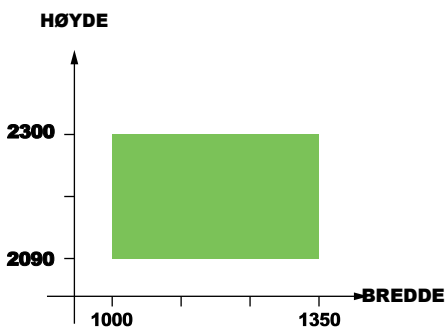
Brann:
E60, EI₂60, EW60
 Røyk:
S_a, S₂₀₀
 Åpne/lukke syklus:
C5

Lyd:
R_w 41 dB
 U-verdi:
2,1 W/(m²•K)

VANN/LUFT/VIND:
 Vanntetthet: **class 4A**
 Luft permeabilitet: **class 4**
 Vindmotstand: **class C5**

“DSA6 GL” MÅL MIN - MAKS

“DSA6 GL” DIMENSJON FRA - TIL (I.hht sertifikat)

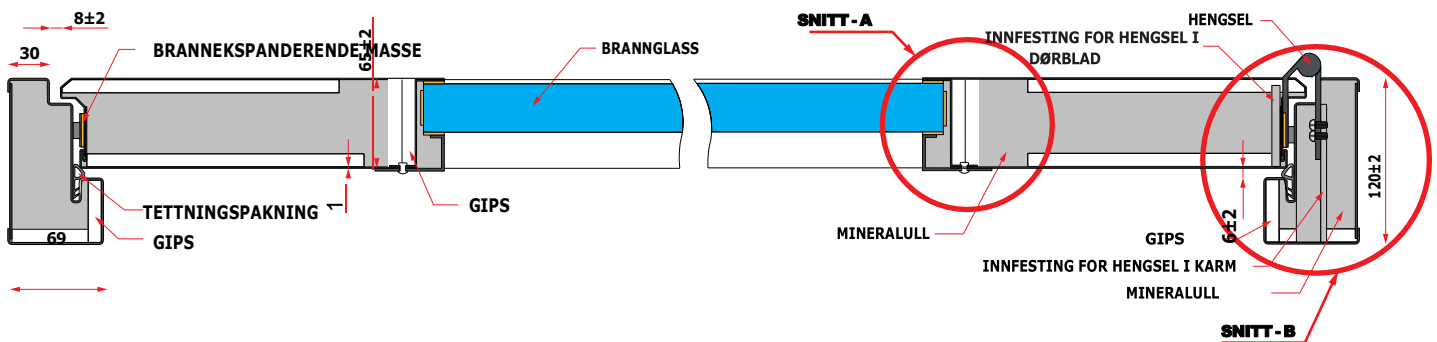


GLASS
 Fireblock60 25 mm (630x1030) – røyk og brann
 Herdet glass 6 mm (630x1030) – bare røyk
 Dimensjon på glass er ikke større enn 0.6 m² (EI60)

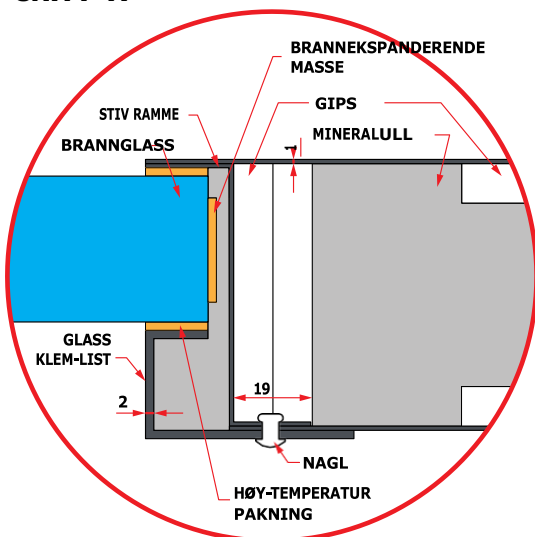
Brann og røyk

“DSA6 GL” SNITT

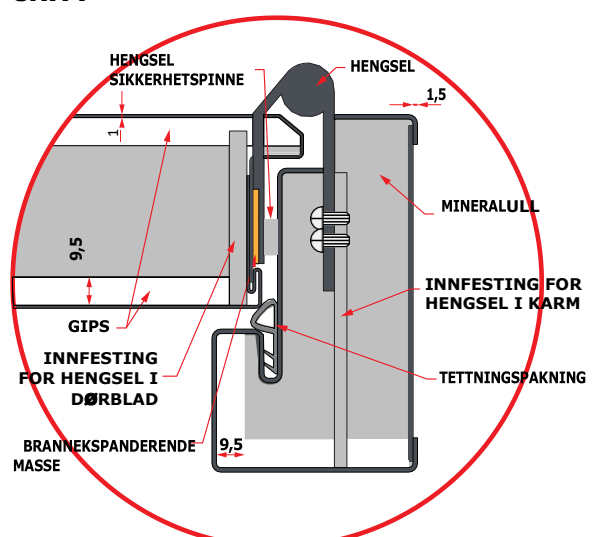
“DSA6 GL” TVERRSNITT MED C KARM



SNITT - A

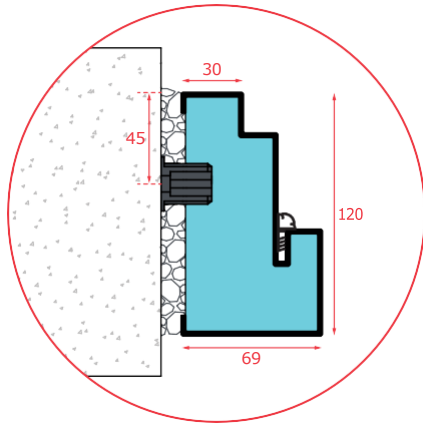


SNITT - B

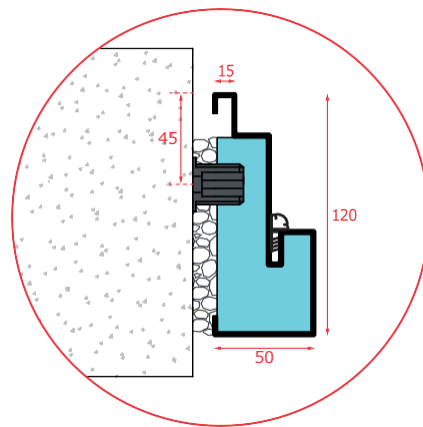


“DSA6 GL” KARMER

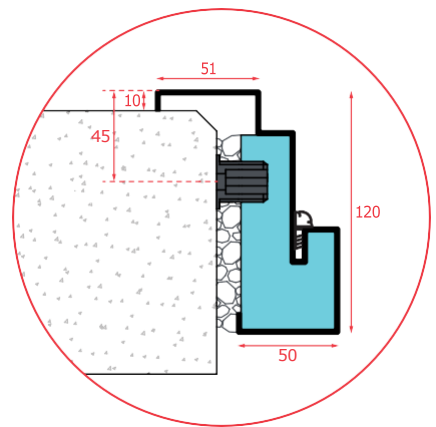
DSA C – UTEN GERIKT



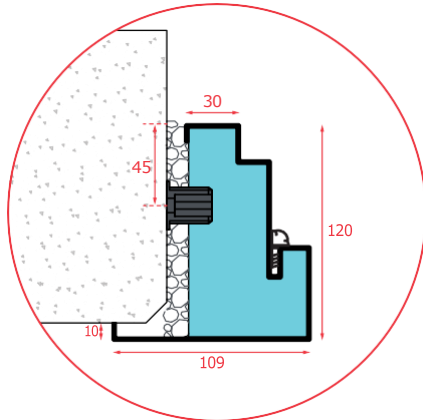
DSA C15 – UTEN GERIKT



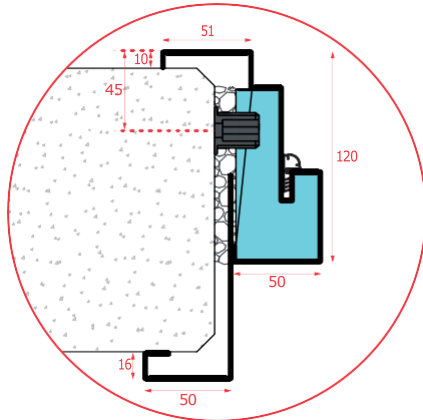
DSA B – GERIKT H



DSA B - GERIKT IM



DSA B - UTFORINGSPROFIL



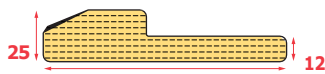
“DSA6 GL” TERSKEL

LN 8/20



120

LN 12/25 *



120

L12/25 *



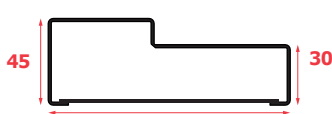
120

L20/35*



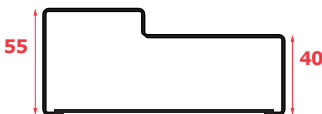
120

L30/45 *



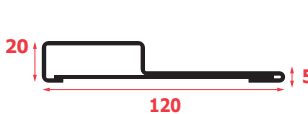
120

L40/55 *



120

L5/20



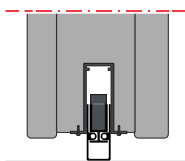
120

I4 **

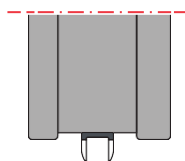


120

Mekanisk terskel**



Slepelist**



* Denne type terskel kan leveres i stål og hardtre.

** Denne type terskel er brannsikker, med røyk-klasse S_a

SPESIFIKASJON

Brann:
E60, EI₂60, EW60

Røyk:
S_a, S₂₀₀

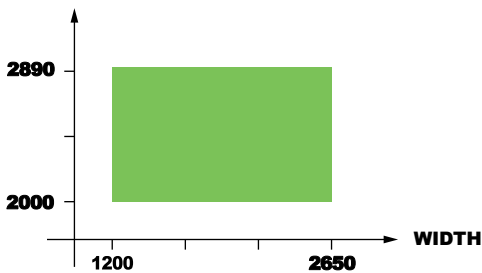
Åpne / lukke syklus:

C5

“DSA6 MAX” MÅL MIN - MAKS

DIMENSJON FRA - TIL
(I.hht sertifikat)

HEIGHT



● Brann og røyk

GLASS

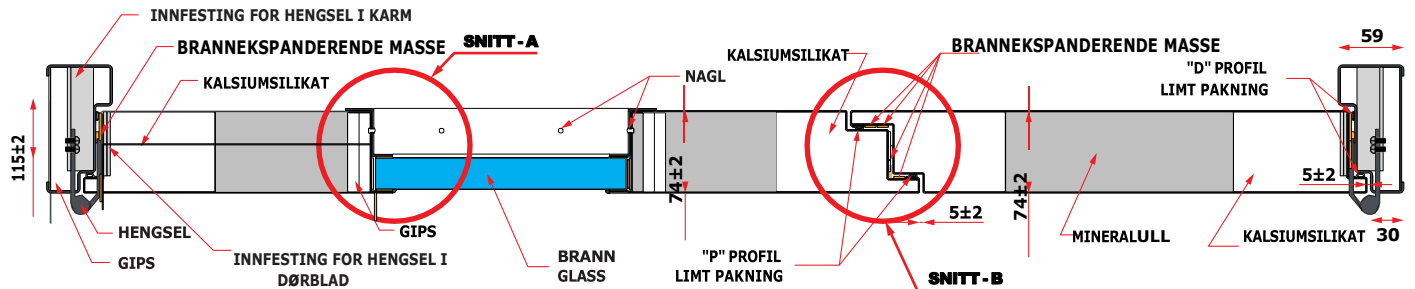
Fireblock60 25 mm (630x1030) – røyk og brann

Polflam EI60 28 mm (630x1030) – røyk og brann

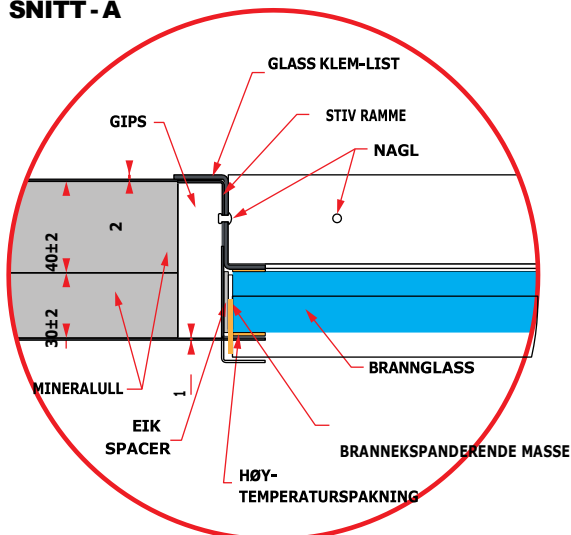
Størrelse på glass er ikke større enn 0.6 m²

“DSA6 MAX” SNITT

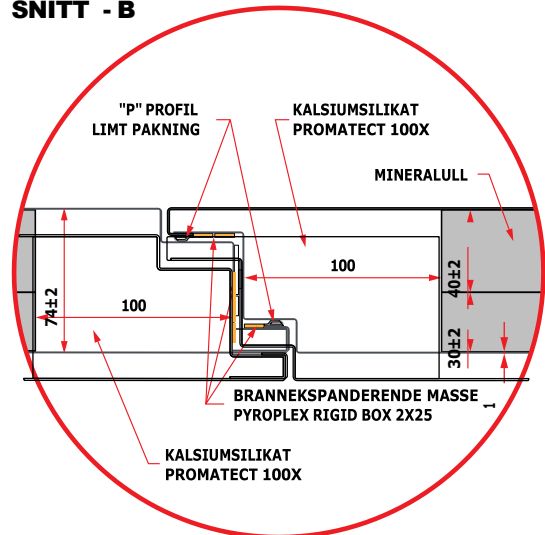
“DSA6 MAX” TVERRSNITT MED C KARM

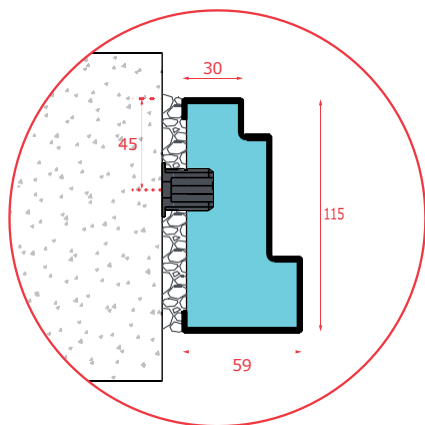
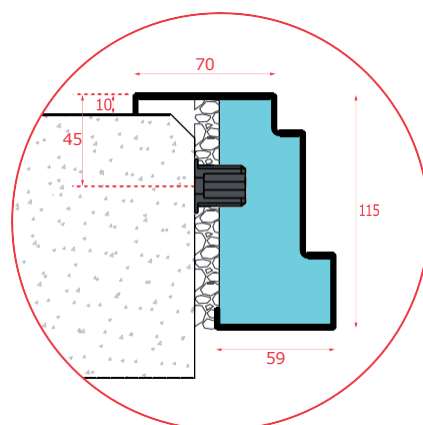
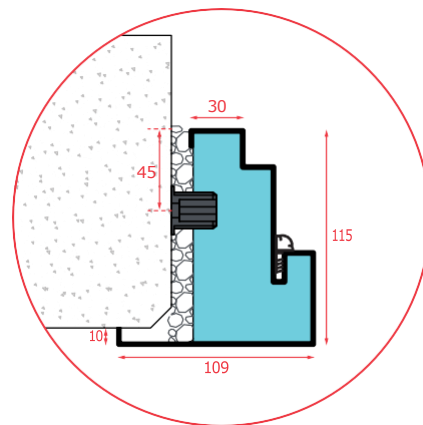
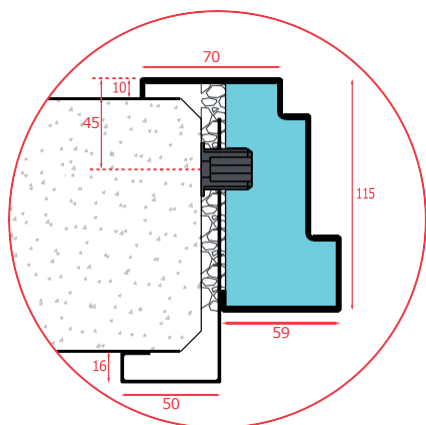
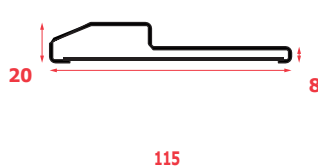
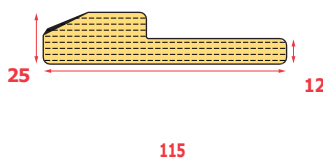
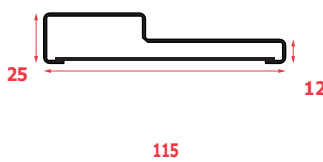
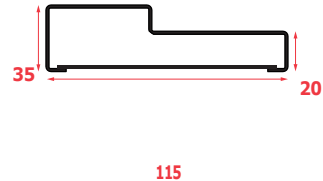
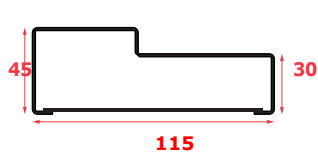
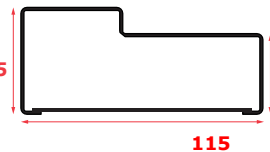
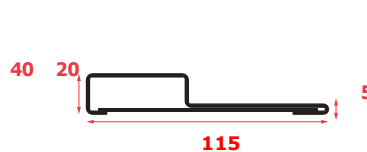
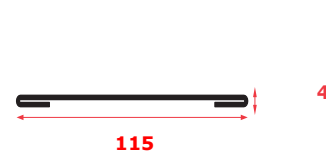
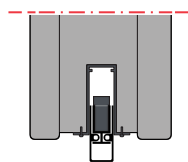
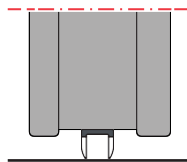


SNITT - A



SNITT - B



B "DSA6 MAX" KARMER**DSA C – UTEN GERIKT****DSA B – GERIKT H****DSA B – GERIKT IM****DSA B - UTFORINGSPROFIL****"DSA6 MAX" TERSKEL****LN 8/20****LN 12/25 *****L12/25 *****L20/35 *****L30/45 *****L40/55 *****L5/20****I4 ******Mekanisk terskel******Slepelist****

* Denne type terskel kan leveres i stål og hardtre.

** Denne type terskel er brannsikker, med røyk-klasse S_a



Importør og forhandler Norge:

NBVI AS

Nesbruveien 33 A

1396 BILLINGSTAD

Tlf. +47 468 28 000

Epost: post@nbvi.no

Web: www.nbvi.no



Produsent: JSC ASMODAS - Lithuania

* Denne type terskel kan leveres i stål og hardtre.

** Denne type terskel er brannsikker, med røyk-klasse S₁